

This is a general specification leaflet ; for specific applications not covered herein, contact Suntec.

The SUNTEC TA oil pump is specially designed for industrial heating applications using fuel oil #2 to #6. It is fitted with a preheater location to render cold starting easier.

APPLICATIONS

- Fuel oil #2 to #6 (for lighter oil and kerosene applications, contact SUNTEC), B6-B20 (blends from 6% up to 20% biodiesel, per ASTM D396).
- One or two-pipe system.

PUMP OPERATING PRINCIPLE

The gear set draws oil from the tank and transfers it to the valve regulating the oil pressure to the nozzle line. All oil which does not go through the nozzle line will be dumped through the valve back to the return line in two pipe installation or, if it is a one-pipe installation, back to the gear-set.

Bleed :

The plug of the pressure gauge port must be loosened until the air is evacuated from the system.

Note :

All TA models are delivered for two-pipe system (by-pass plug fitted in vacuum gauge port).

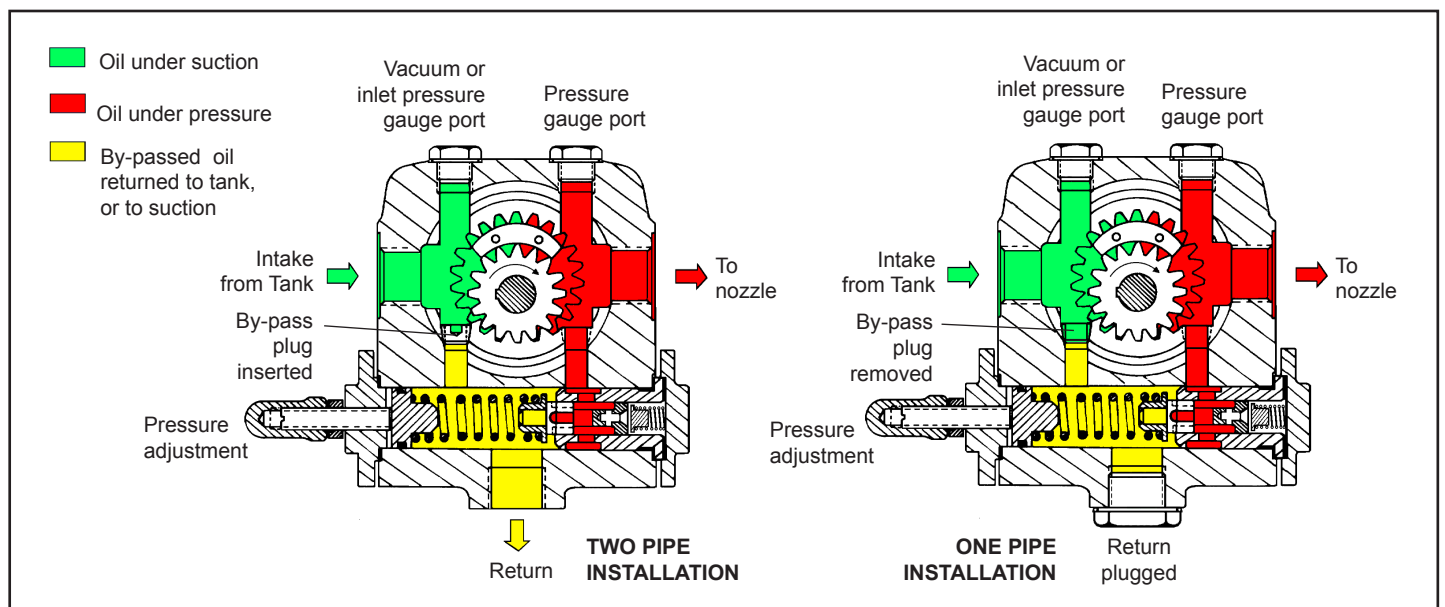
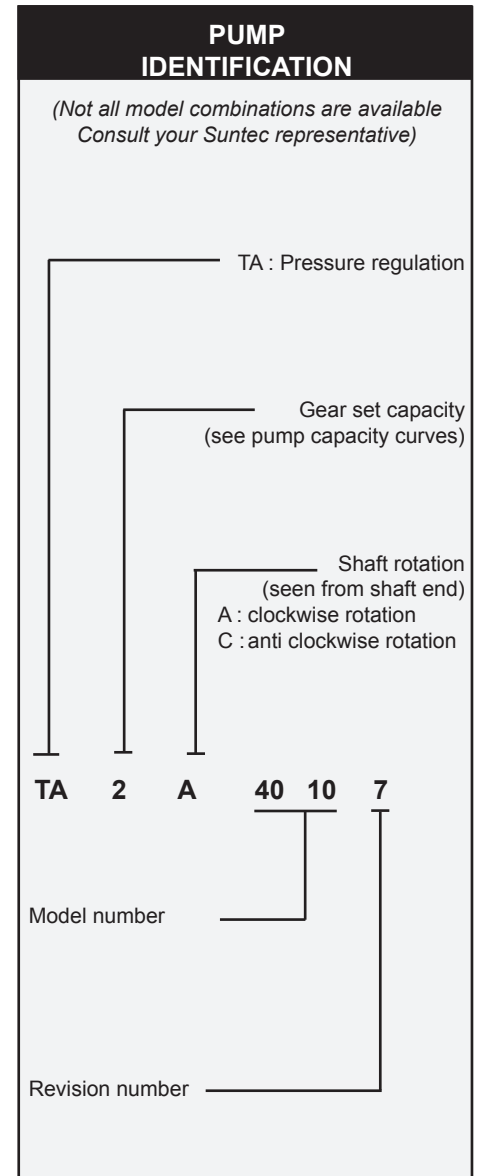
For one-pipe system, the by-pass plug must be removed and the return port sealed by steel plug and washer.

PREHEATING FACILITY

Care should be taken to avoid starting pump with high viscosity cold oil leading to pump and coupling damage. For this reason, the TA pump body includes a cavity to accept an electric preheater. This cavity has been located to give maximum heat transfer from the heater to the oil in the pump without direct contact between the heater cartridge and the oil.

Heaters should be connected for a period of time prior to starting the pump. When the right temperature is reached, they can be switched off or left permanently switched on to maintain fluid oil in the pump during the periodic burner shut-downs.

The oil supply, pipes and filters must be separately heated.



TECHNICAL DATA

General

Mounting	Flange mounting	
Connection threads	Cylindrical according to ISO 228/1	Conical
Inlet and return	G 1/2	1/2 NPTF
Nozzle outlet	G 1/2	1/2 NPTF
Pressure gauge port	G 1/4	1/4 NPTF
Vacuum gauge port	G 1/4	1/4 NPTF
Shaft	Ø 12 mm	
By-pass plug	Inserted in vacuum gauge port for 2 pipe system; to be removed with a 3/16" Allen key for 1 pipe system	
Weight	11,9 lbs (TAR2) 13,2 lbs (TAR4)	12,6 lbs (TAR3) 14,1 lbs (TAR5)

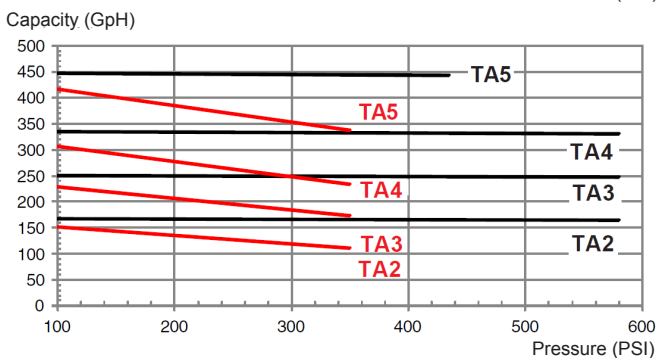
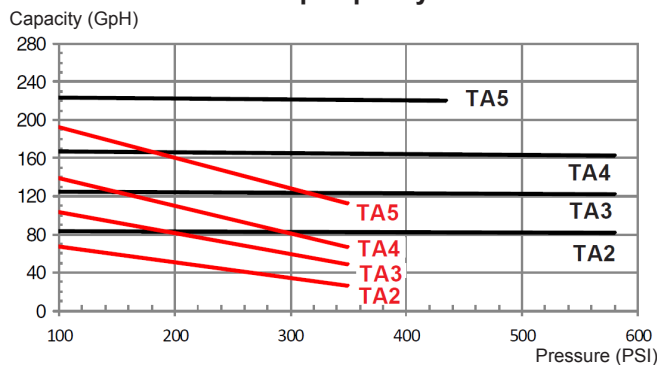
Choice of heater

Cartridge	Ø 12 mm
Fitting	according to EN 50262
Rating	80-100 W

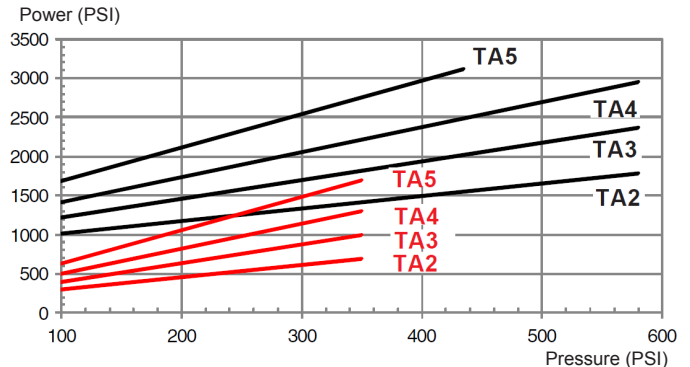
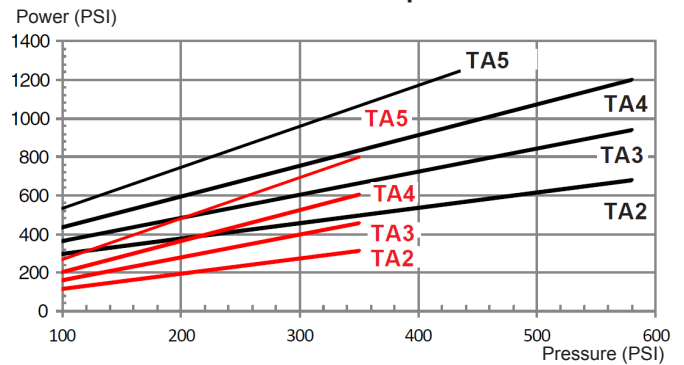
Hydraulic data

Nozzle pressure range*	@ 2,4 cSt	@75 cst
TAR 2/3/4:	100-350 psi	100-580 psi
TAR 5:	100-350 psi	100-435 psi
* : optional pressure range = 30 - 100 psi, contact SUNTEC		
Delivery pressure setting	435 psi	
Operating viscosity**	2,4 - 75 mm ² /s (cSt)	
**: for viscosity lower than 2 cSt, the maximum pressure has to be reduced to 290 psi for TAR2/3/4 and 245 psi for TAR5		
Oil temperature	32 - 302°F in the pump	
Inlet pressure	6,5 psi max. vacuum to prevent air separation from oil Inlet feed pressure : 75 psi max.	
Return pressure	75 psi max.	
Rated speed	3600 rpm max.	
Torque (@ 40 rpm)	0.3 N.m	

Pump capacity



Power consumption



Data shown are for new pumps, with no allowance for wear.

PUMP DIMENSIONS

Example shows pump with "C" rotation - Reverse all pump connections for "A" rotation - Dimensions in mm.

	TA2	TA3	TA4	TA5
A (mm)	50	54	58	64

